



Grade 1 Weekly Plan

Nov 12-16

SPECIAL ANNOUNCEMENTS



The **HUBS Book fair** will take place **Monday-Wednesday (Nov 13-15)** [view the link](#) for class times



Grade 1 Field trip information to **Baladna Farms Nov 29th** will be placed in your child's backpack soon.

Online Resources:



Seesaw: <https://web.seesaw.me/>



<https://www.kidsa-z.com/main/Login/teacherUsername/>



<https://ca.ixl.com/signin/hayatuni>



www.education.com/games/play (optional)



<https://wow.boomlearning.com/> (optional)

Assessments






















View Resource section to identify the skills that will be on the assessments
All assessments will be on Thursday unless otherwise noted.

Thursday Nov 16th– Math Assessment (Number Sense)

Thursday Nov 16th - Spelling test [Sight words List 2A](#)

Thurs Nov 16th- Phonics assessment (look in reading section for practice)

Subject	Learning Objective	Resources
<p>Phonics</p>	<p>The students will view and practice sound cards. Assessments will be over any sounds learned. Please view below.</p> <p>Please click on the Sound Card Video and practice with your child daily for the length of the video (6 minutes)</p> <p>Review letter identification and sounds: /h/r/m/d/g/o/u/l/f/b/ai/j/oa/ie/ee/or/z</p> <p>This week's letters and sounds: /w/ng/v/oo/</p> <p>Upcoming: (Nov 19-23) /y/x/ch/sh/ (Nov 26-30) / th/qu/ou/ui</p>	<p>Sound Card Video</p> <p>Jolly Phonics Book 1</p> <p>November Jolly Phonics Pacing Calendar</p>
<p>Reading</p>	<p>Teachers will be focused on completing beginning of year assessments</p> <p>Read Aloud Options Teacher's choice Focus on starting guided reading groups</p> <p>Continue Reading Strategy Animals</p> <p>Vocabulary: "Good Readers", concepts of print, front cover, back cover, spine, words, spaces, sentences</p> <p>Practice spelling Sight words List 2A</p> <p>Begin Sight words List 2A</p>	<p>Reading Strategies Animals</p> <p>Characters & Setting</p> <p>Problem & Solution</p> <p>Sight words List 2A & 2B</p>

<p>Writing</p>	<p>Parts of Speech: Review common and proper nouns, verbs, and adjectives</p> <p>Using a picture prompt, write 5 Star sentences that include nouns, verbs, and adjectives.</p> <p>Ongoing: 5 Star Writing</p> <div data-bbox="479 583 1091 886" style="border: 1px solid black; padding: 5px;"> <p style="text-align: center;">5 Star Writing</p> <table border="1" style="width: 100%; border-collapse: collapse;"> <tr> <td style="text-align: center; width: 15%;"></td> <td>Capital letter to start my sentence. → I see a dog.</td> </tr> <tr> <td style="text-align: center;"></td> <td>Punctuation to end my sentence. Where is the dog? ↘</td> </tr> <tr> <td style="text-align: center;"></td> <td>Use finger spaces. The dog is brown.</td> </tr> <tr> <td style="text-align: center;"></td> <td>Use neat handwriting & phonemic spelling. K k </td> </tr> <tr> <td style="text-align: center;"></td> <td>My sentence makes sense. </td> </tr> </table> </div>		Capital letter to start my sentence. → I see a dog.		Punctuation to end my sentence. Where is the dog? ↘		Use finger spaces. The dog is brown.		Use neat handwriting & phonemic spelling. K k 		My sentence makes sense. 	<p>Grammar Book</p> <p>Nouns Video</p> <p>Verbs Video</p> <p>Adjectives</p> <p>The Sentence Song</p>
	Capital letter to start my sentence. → I see a dog.											
	Punctuation to end my sentence. Where is the dog? ↘											
	Use finger spaces. The dog is brown.											
	Use neat handwriting & phonemic spelling. K k 											
	My sentence makes sense. 											
<p>Math</p>	<p>Students will learn number sense using 10 and 20 frames (double ten frames).</p> <p>Vocabulary words: Number ID, Counting, ones, tens, patterns, counting on, counting backwards, “how many?”, more, less, place value, tens, ones</p> <p>Number sense: Identifying, writing & counting numbers within 20, writing number names to 20. Learning place value.</p>	<p>Counting to 100</p> <p>Numbers in the teens</p> <p>Friends of 10</p> <p>Counting Backwards from 20</p> <p>Patterns Video</p> <p>Jump math Book 1.1</p>										
<p>Socials/ Science</p>	<p>The students will learn about living and nonliving things.</p> <p>Living & Nonliving things video1</p> <p>Living things need...</p> <p>Jack Hartman: Living and Nonliving Things Song</p> <p>Parts of a plant</p> <p>10 Most Fascinating Animals in Qatar</p> <p>Ongoing- planting a garden at HUBS</p>	<p>Hayat High 5 Theme:</p> <p>-Be Responsible</p>										